


**NATIONAL**  
— DAY OF —  
**PRAYER**  
— FOR —  
**KIDS**



# Contents

A Message from the Canadian Baptist Youth & Family Team.....	2
Worship Resources for National Day of Prayer for Children .....	3
Specific Prayer Requests .....	4
Children’s Activities for use in a Sunday school Setting.....	5
Fun Ways to Engage Children in Prayer .....	6
Children’s Lesson on Listening Prayer.....	8
Prayer Requests for National Day of Prayer for Children.....	12
Appendix .....	14

## A Message from the Canadian Baptist Kids & Family Team

Greetings Canadian Baptist church leaders,

Last year, we introduced the National Day of Prayer for Kids as one way to elevate the emphasis of our ministry to kids across Canada.

We invite each Baptist church, regardless of whether they have children or not attending their church, to set aside Sunday, November 19, 2017 as a National Day of Prayer for Kids. We are defining child as those between the ages of 0 - 10 years old. This date coincides with Canada's national "Child Day". We invite your church to take part by praying for the children of your congregation, community, across Canada and around the world.

The National Day of Prayer for Kids is an initiative of the national Canadian Baptist Kids & Family Team. Similar to the National Day of Prayer for Youth, this is an annual day of prayer that we hope will serve as a catalyst in opening opportunities for the church to holistically invest in the lives of the next generation.

To ensure this endeavour has maximum impact, the Canadian Baptist Kids & Family Team has compiled some resources for you to use as you plan for this exciting initiative:

1. Scripture and Prayer Ideas. Engage your congregation during worship services.
2. Children's Prayer Activities & Sunday School Lesson Plan. Invite even the youngest in your congregation to engage in prayer and learn to discern the voice of the Holy Spirit. Teach them ways to pray with some hand-on activities and facilitate ways they can practice praying for themselves and for others both locally and globally. We also encourage you to use this material to enhance your worship service on November 19, 2017.
3. Prayer Guide. Use this in your worship service and/or during Sunday school or a children's event. Ministry leaders across the country and CBM field staff around the world have shared specific needs they see among children in their regions.

We trust these resources will be helpful for you and pray that they will spark more creative ideas as you discuss them with your leadership team. Thank you for reviewing these materials and for considering how you will take part in the National Day of Prayer for Children.

If you have any further questions regarding this initiative, please contact Tanya: [tyuen@baptist.ca](mailto:tyuen@baptist.ca)

Blessings,

Canadian Baptist Kids & Family Team

# Worship Resources for National Day of Prayer for Kids

## Purpose

The National Day of Prayer for Kids is an invitation to all Canadian Baptist churches in Canada to a time of concentrated prayer for the children of their congregations, communities, Canada and the world.

## Scripture

“Don’t let anyone look down on you because you are young, but set an example for the believers in speech, in conduct, in love, in faith and in purity.” -1 Timothy 4:12

“This is the confidence we have in approaching God: that if we ask anything according to his will, he hears us.” -1 John 5:14

## Format

The National Day of Prayer for Kids asks churches to set aside time during its worship to pray for our children. Some ideas:

- Ask the children who are present (or a preselected group) to come to the front to represent Canadian children as a whole as you lead the congregation in prayer.
- Ask a child in your congregation to share what a typical day looks like for them and some of the challenges they face on a regular basis.
- Invite children to be involved during the worship service.

However this takes place, the main goal is to call the church as a whole to prayer for children.

### TIPS FOR PREPARING A CHILD TO SHARE

Have specific questions prepared ahead of time that you rehearse with children several times.

Do a ‘dress rehearsal’ in the actual space they will be sharing.

Have them share ‘interview style’, where you go on stage with them and ask them the questions. Have them look at you and respond rather than looking at the whole community.

Use video responses prepared ahead of time.

# Specific Prayer Requests

1. Schools — Our children spend a large amount of their time in school. Pray that our schools would be places of safety-spiritually, emotionally and physically.
2. Families — Pray for strength and health for families. Also, specifically pray for children who live with the reality of family conflict and tension on a daily basis.
3. Churches — Pray that the Canadian Church would know how best to reach and disciple children and families for Jesus.
4. Spiritual Depth — Pray that children will discover God and seek a relationship with Him.
5. Missional Heart — Pray that children will respond to God's invitation of compassion to serve, not only their church but their local and global communities.
6. Also include regional requests as collected.

## Children's Activities for use in a Sunday school Setting

### The Lord's Prayer

A great way to introduce prayer to children is to follow the example of Jesus teaching his disciples to pray in Matthew 6:9-13. Following are two creative ways to develop your teaching.

Develop a lesson on this passage using the following items as a guide:

Globe, play food, crown, fuzzy felt crosses and hearts, wooden crosses, treasure box, hard hat and hi visibility jacket.

Prayer: Our father in heaven, hallowed be your name Play

items: treasure box

God is special and we need to treat him like something very precious.

Prayer: Your kingdom come, your will be done, on earth as it is in heaven

Play items: crowns and globes

God is king of the whole world and wants life on earth to be as amazing as life in heaven is.

Prayer: Give us today our daily bread

Play items: play food

God gives us the things we need to live

Prayer: forgive us our sins as we forgive those who sin against us Play

items: crosses and hearts

Jesus died because he loves us and so we could be forgiven and God wants us to love and forgive other people.

Prayer: Lead us not into temptation but deliver us from evil Play items:

hard hat and hi vis jacket (things that help us to keep safe)

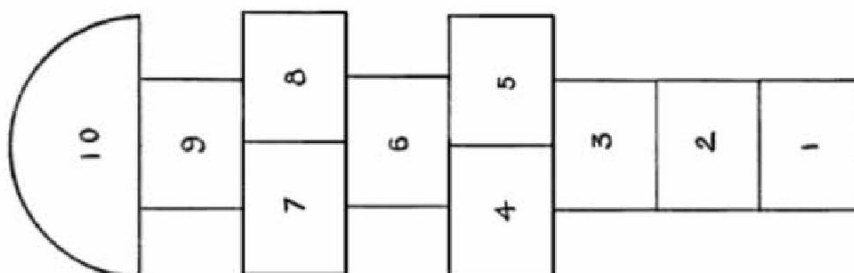
God helps us to keep safe and we can ask Him to help us to do the right thing

### Prayer Hopscotch

Create a hopscotch board using the verses of Matthew 6:9-13. Kids learn the prayer by jumping through the hop-scotch board. As they hop through you can expand each verse to explain what it means. Optional: Expand this idea to invite kids to write their own prayers using this as a template. Have them teach everyone using the hopscotch board.

Note: The number beside the verse corresponds with the position on the hopscotch board.

1. Our Father in heaven,
2. hallowed be your name,
3. your kingdom come,
4. your will be done,
5. on earth as it is in heaven.
6. Empty
7. Give us today our daily bread.
8. Empty
9. And forgive us our debts,
10. as we also have forgiven our debtors.
11. And lead us not into temptation,
12. but deliver us from the evil one.



# Fun Ways to Engage Children in Prayer

## Musical Prayers

Place a chair for each participant in a circle. Tape a prayer item to each chair. Begin playing music and have everyone walk around the chairs. When the music stops, each person finds the nearest chair and prays for that need.

Variation: Use an inflatable world globe and pass it from person to person. When the music stops, the person holding the globe can choose a country and pray for the children in that country to know about Jesus.

## Prayer Walk

Children are terrific prayer walkers because they enjoy movement and being “on site” makes the prayers more meaningful and concrete. Walk around your church or neighborhood and ask God’s blessing and salvation on each family. Pray for the children in each home.

## Lego (or Duplo) Prayers

This prayer activity is suitable for groups of children or even a whole congregation as long as you have enough bricks! Have an adult or child to lead the prayers for each group, however big ...

You will need: One Lego or Duplo brick per person

Hold your brick.

Pray for yourself. Thank God for the things he has given you. Ask Him to bless you and to help you to bless others.

Count the bumps on your brick.

For each bump on your brick, pray for a different person- friends or family members. Ask God to bless them this week.

Find someone who has a different colour brick to you.

Thank God for making each person special. Thank him for the things that are different but special about other people. Pray that we will learn how to celebrate and understand people who are different to us.

Find someone with the same number of bumps on their brick as you.

Thank God for families and friends and all who care for us. Pray that He will help us to be friends to those who are lonely.

Swap your brick with someone.

Thank God for the person you swapped with and ask God to bless them this week.

Put all of the bricks together and build a structure or tower with them.

Thank God for the church and the communities we live in. Pray that He will help us to include others and to help people know that they are loved and valued.

# Fun Ways to Engage Children in Prayer

## Prayer Tree

Invite children to write prayers on handprints and attach to a tree or a board as a collage. Consider doing this activity as part of your lesson the week before the National Day of Prayer. (or over a couple of weeks) Place this tree or collage in the worship space on the day as a visual of your children's prayers and pray them during the worship service.

# Children's Lesson on Listening Prayer

## “God Speaks”

### Spiritual Aim

Children will hopefully:

- Discover God speaks to them
- Grow in learning to hear God's voice

### Lesson Objectives


Children will:

- Discover that prayer is a two way conversation of talking and listening to God
- Use creativity to pretend to have a conversation with Jesus
- Learn to discover Jesus' voice speaking to them through Scripture

### Materials Needed

- Various items that make sounds (for example musical instrument, alarm clock, coins jingling, hammer and nails, whistle, crinkled candy wrapper, etc) or recordings of various sounds on a cell phone or other electronic device
- Copies of Appendix A.1 and A.2 for each child \*
- Pencil crayons, crayons or markers for each child

*\*Appendix A.1 and A.2 is an excerpt from Playtime With Jesus. This resource is like a colouring book. On each page Jesus invites the child to join Him in an activity. It is a fun way for kids to learn to have a two way conversation with Jesus. The full resource is available for purchase as a hard copy workbook (\$8) or a pdf copy (\$6). There is also a Church Use option for the pdf version which allows churches to print as many copies as needed. To learn more and purchase this resource visit [www.playtimewithjesus.com](http://www.playtimewithjesus.com)*



“Playtime With Jesus is an interactive prayer style which is especially great for kids. The child pictures themselves playing an activity with Jesus and then they talk to Him and listen to what He says to them. Sometimes they don't say anything to each other and the focus of the time spent together is just that, time spent together. I have been doing this type of prayer with my kids for 4 or 5 years now and I am very pleased with the results. Both of my kids are experiencing a living relationship with God for themselves. I feel like they not only know about Him, but they know Him. His character, His sense of humor, His faithfulness and best of all .... that He is fun and enjoys spending time with them.” 8

~Jessica Bessica, author

# Children's Lesson on Listening Prayer

## Gathering Activity (approx. 10 min)

*(This is an opportunity to welcome children and lead them in a fun activity that introduces the theme of the lesson)*

Option: If kids enter your classroom or space talking or in a noisy way instead of whatever usual way you gain their attention and quiet them for their lesson consider this idea: Whisper softly, "If you hear me wiggle your fingers". Repeat it as many times as needed, a bit louder each time until you have the attention of all the children.

Prompt: What did you have to do to hear me? (listen) Now let's continue to listen and see if we can discover what these various sounds are.

Have the items you gathered that make sounds hidden from children's sight. Alternatively, you can have recordings of sounds on your phone or other electronic device to play for them.

Invite them to listen to each sound and guess what it is.

Prompt: What did you have to do to figure out what each sound was? (listen) God does not always speak to us in the "BIG" things. Often He speaks to us in the little and quiet ways. Today we're going to listen to a story about someone in the bible who heard God speak in a quiet way.

## Bible Story: God Speaks (approx. 15 min)

Leader's Note: Make sure you are familiar enough with the Bible story that you can tell it without looking at it, as a story. You don't have to memorize it word for word, a paraphrase is ok. However, have a bible open to show kids where the story is found. Determine how much of the background that leads up to the Scripture passage will be appropriate to share. You may wish to include more and talk about courage and fear, and standing up for God as part of the lesson.

Prayer of Release: This is a time for children and leaders to be still and ask God to quiet their hearts and minds to be able to listen to Him. Invite children to hold their hands open in front of them as if they are 'releasing' or letting go of any distractions. This posture also shows they are open to receive what the Holy Spirit might have for them.

## 1 Kings 19:9 - 13

And the word of the LORD came to him: "What are you doing here, Elijah?"

He replied, "I have been very zealous for the LORD God Almighty. The Israelites have rejected your covenant, torn down your altars, and put your prophets to death with the sword. I am the only one left, and now they are trying to kill me too."

The LORD said, "Go out and stand on the mountain in the presence of the LORD, for the LORD is about to pass by." Then a great and powerful wind tore the mountains apart and shattered the rocks before the LORD, but the LORD was not in the wind. After the wind there was an earthquake, but the LORD was not in the earthquake. After the earthquake came a fire, but the LORD was not in the fire. And after the fire came a gentle whisper. When Elijah heard it, he pulled

# Children's Lesson on Listening Prayer

his cloak over his face and went out and stood at the mouth of the cave.  
Then a voice said to him, "What are you doing here, Elijah?"

## Wondering Questions

*Engage children in some wondering about the story they just listened to\**

I wonder ... why God spoke in the gentle whisper?

I wonder ... how Elijah felt when he heard God's voice?

I wonder ... if I can hear God's voice speak to me?

*\*Consider writing the wonder questions on a white board/sheet of paper on the wall; or on little strips of paper that children pull out from a basket or some other creative presentation.*

**Prompt:** God speaks! And not just to Elijah or people in the Bible, he speaks to us! We can learn to listen to his voice and what he wants to say to us! How do you think God speaks to us? (let children answer and engage with the ideas they have. Affirm the ways they think God can speak! Some ideas might be through the Bible, through other people, at church, etc.)

**Prompt:** Did you know we can learn to hear the gentle whisper of God's voice when we quiet ourselves in prayer? What is prayer? (allow children to offer ideas) Prayer can be like a conversation that we have with God. We can speak to him but he can also speak to us. If we want to hear God to speak to us, what do we need to do? {listen} Now we're going to learn a fun way to pretend that we're having a conversation with God.

# Children's Lesson on Listening Prayer

## Response Activity (approx. 15 - 20 min)

Leader's Note: Consider using Appendix B to explain the activity to the children. After explaining,

Prompt: We're going to learn a way to listen to Jesus speaking to us by using our imaginations. Do you like to play? One way we can spend time in prayer and learn how to both speak to God and also listen to Him is to pretend playing with Jesus. (Distribute copies and explain the activity.)

Optional: To help children quiet themselves and enter into pretending to play with Jesus consider creating a paragraph to set the scene of going swimming with Jesus. Invite children to close their eyes and imagine the scene.

## Blessing (approx. 5 min)

Leader's Note: Before saying good-bye to your children, you have the privilege of blessing them. A blessing can be a prayer of commission, a portion of Scripture, or words to encourage and guide. This is a very powerful experience, don't rush it! Get down to eye level and bless each child individually using their name. Invite them to hold their hands open like they are receiving something. If appropriate to your context place your hand on the shoulder of each child as you bless them.

(Name), may you know that God loves you and wants you to hear  
the gentle whisper of his voice. May you have ears to  
listen and hear his voice.

# Prayer Requests for National Day of Prayer for Children

## Western Canada

Pray for the hundreds of children who have met Jesus while attending our residential and day camps this summer. Ask the Lord to place them in local church families and to strengthen their faith.

Pray for the hundreds of young leaders who were trained through camps this summer, for their gifts to flourish in their local churches and neighbourhoods.

Pray for children and families as they welcome refugee children and families into their neighbourhoods, schools and churches.

Pray for children to be light in their schools and neighbourhoods.

Pray for our churches to recognize the value of children and families in their congregations and seek to equip them for kingdom work.

Pray for parents to recognize their privilege and responsibility to disciple their children and for our churches to help equip and encourage parents for this role.

## Central Canada

Pray for the hundreds of children that attended VBS and day camp programs at our churches this summer.

Pray for the hundreds of kids that attended summer camp at Camp Kwasind, Camp Norland, Camp Hermosa and Camp Oneida.

Pray for children to experience love, acceptance and value from their caregivers and adults in their lives, particularly those in difficult family situations.

Pray for children to experience peace and safety from bullying as they attend school.

Pray for children as they welcome refugee and new immigrant children into their neighbourhoods, schools and churches.

Pray for children to experience and discover the love of God through the churches they attend.

Pray for children to discover the ways they can serve and express the love of God to others.

## Atlantic Canada

Pray for children to experience love, joy and belonging in families.

Pray for children to find churches where they can discover and fall in love with Jesus. Pray for children waiting to be adopted into their forever homes.

Pray for children living in poverty.

Pray for children that are new to Canada and for the children who are welcoming new immigrants.

Pray for the schools our children attend.

Pray for the health of our children (we have some of the highest poverty rates, obesity rates and illiteracy rates in Canada).

Pray children would show and tell the Good News where they live, study and play.



# Prayer Requests for National Day of Prayer for Children

## International

Pray for children whose parents are incarcerated in Bolivia - that they would receive adequate social, spiritual and educational support.

Pray for children all over the world who are forced to work to increase family income and do not have the chance to go to school.

Pray for children whose parents have been forced to move to the city in search of employment. Pray also for their elderly grandparents who are raising them.

Pray for hungry children whose parents struggle to give them even one nutritious meal a day. Pray for a more equity in the global distribution of food in a world that has plenty.

Pray for the young victims of human trafficking. May God empower the courageous people who are working to free them and offer hope for a better future.

Pray for children who have been impacted by HIV and AIDS. Give thanks for the caregivers who have stepped in to raise these orphans.

Pray that local churches around the world continue to offer a strong voice against the consumer and individualistic mindset of our culture and instill the values of God's kingdom in children everywhere.

## Appendix A1



"Close your eyes, and picture us swimming together."




## Appendix A1


"Draw a picture of us swimming,  
and write down what we said to each other ."

## Appendix B

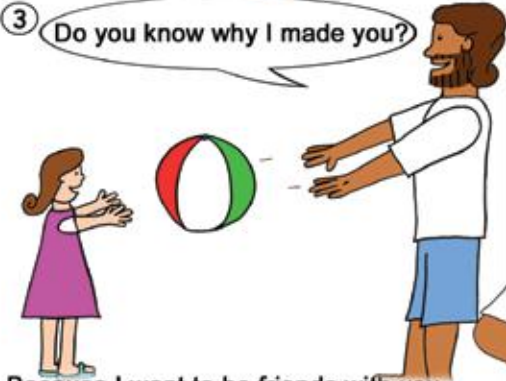
① Hi, I'm Jesus. You can read all about me in the Bible.



② I made the world, and I made you!




③ Do you know why I made you?




Because I want to be friends with you. Friends spend time playing together, and I want to spend time with you.

④ Close your eyes and picture your favourite toy.




Can you see it?  
Can you see the colours it has?

⑤ You saw your toy in your mind, in your thoughts. That is where I am going to speak to you. I want you to get to know Me like I know you.




On each page of this book, I am going to invite you to play something with Me.

⑥ The more we play, the more you will get to know Me. I love you and can't wait to spend time with you!




⑦ Here's how to play...




1- Close your eyes and picture us playing the activity together.

⑧



2- See what we play and listen to what I say to you. You can tell Me things too.

⑨



Have fun!

3- Draw a picture of what we did together and the things we said to each other.